

# Towards Sustainability

*Driving Change Through  
ATHEX ESG Initiatives*

Alexandros Floros, ESG Officer


May 2025





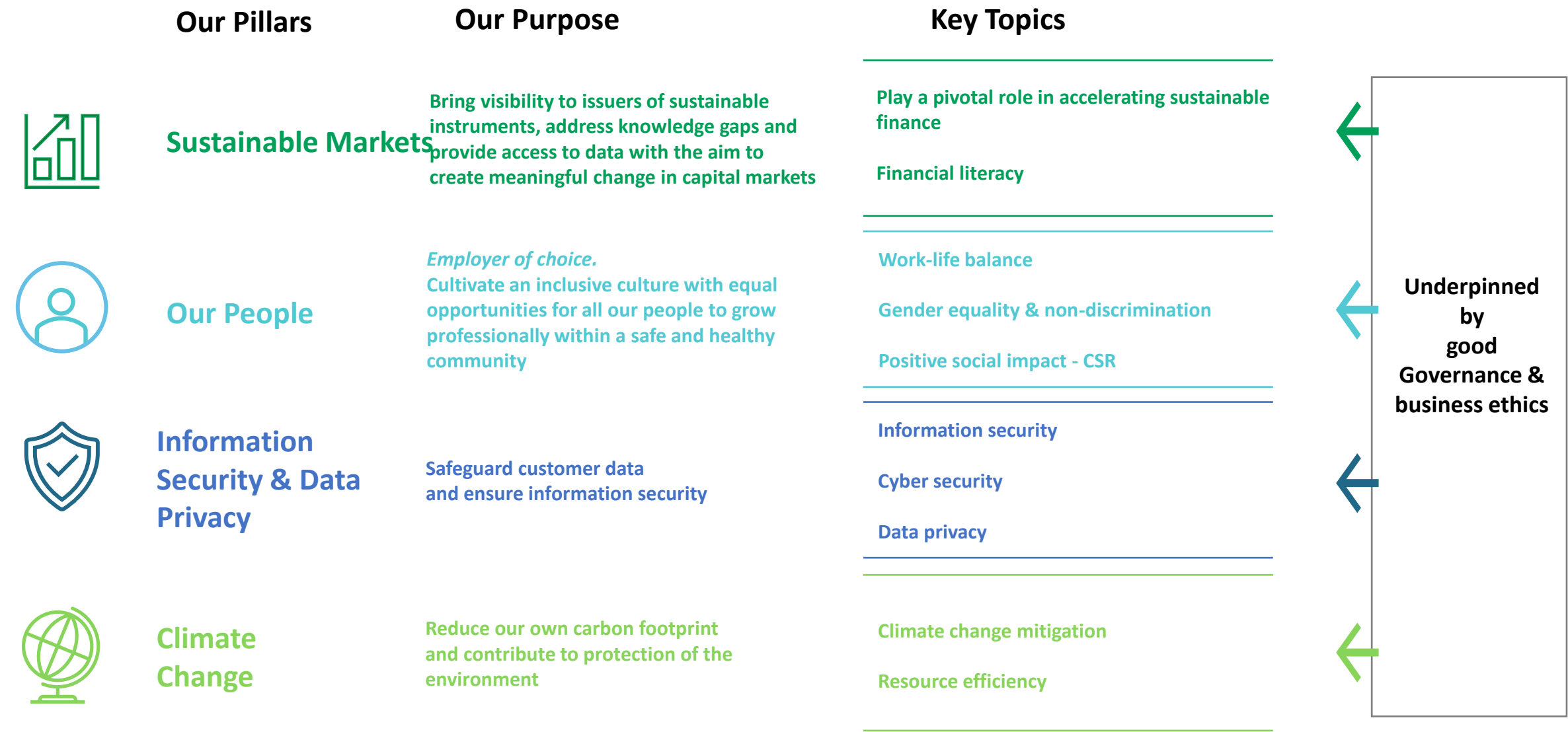
# ATHEX

## ESG Strategy





# ESG Strategy - Core Pillars





# ATHEX

## ESG Initiatives



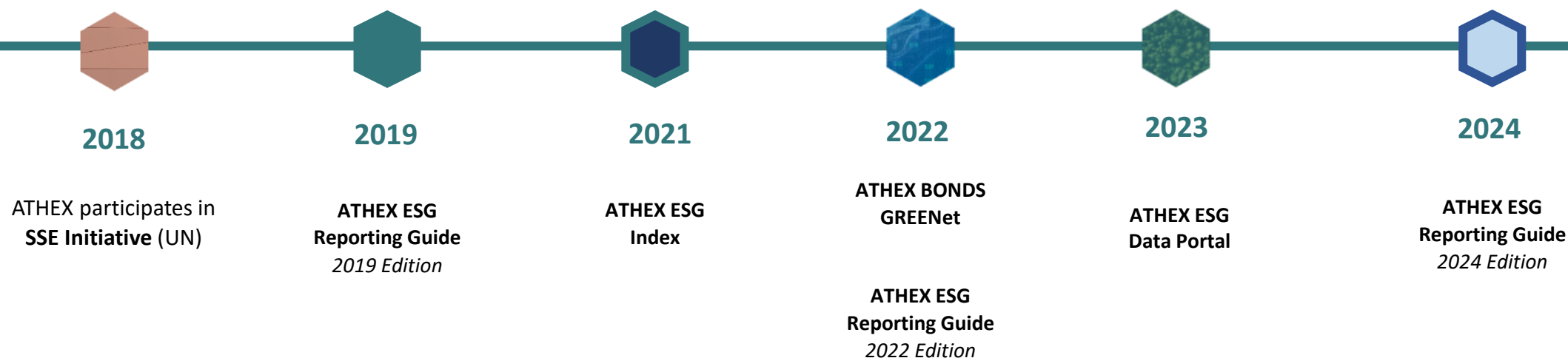


# ATHEX Invests in ESG

ATHEX is dedicated to building capacity and enhancing awareness on sustainability matters and ESG disclosure in the Greek market



## ATHEX ESG Initiatives





# ATHEX ESG Reporting Guide

## ATHEX ESG REPORTING GUIDE 2024

Your essential resource  
for comprehensive ESG reporting






# ATHEX ESG Data Portal



## ATHEX ESG Data Portal

---





# ATHEX ESG Data Portal



## Coverage

The database is continuously growing as more and more companies submit ESG data. The Portal can be utilized not only by issuers whose securities are listed or admitted to trading in one of ATHEX's markets, but also by non-listed companies who wish to demonstrate their ESG credentials.



## Frequency

Data can be updated ad-hoc by the companies themselves each time they have new information to share.



## ATHEX ESG Reporting Guide

The information contributed covers metrics disclosed by companies using the ATHEX ESG Reporting Guide's 59 metrics (more than 110+ ESG Data points).



## Verification

Each data point contributed by companies in the Portal comes with the relevant publicly available source/document (eg. Sustainability Report). ATHEX verifies the existence of the information and the adherence to the ATHEX ESG Reporting Guide recommended methodologies and assumptions.



# ATHEX ESG Data Portal - Submission



DEMO AE / Dashboard / Submissions / FY2023 / 27188

Download Table

Documents/References

Data Table

Previous Next

Please fill in the following table

Environmental Social Governance

Draft 29 Submitted 0 Clarification 0 Verified 0

2024 ID	2024 Sub - ID	Metric	Type	Value	Unit	Reference	Page Nr.	Status	Comments
C-E1	C-E1-1	Scope 1 emissions - Total amount of direct emissions (Scope 1)	Numeric	Not Disclosed	Tons CO2 equivalent (tCO2e)	No Selection		Draft	Comments
C-E1	C-E1-2	Scope 1 emissions - GHG intensity of Scope 1 emissions	Numeric	Not Disclosed	Tons CO2 equivalent (tCO2e) / Net revenue in million euros	No Selection		Draft	Comments
C-E2	C-E2-1	Scope 2 emissions - Total amount of indirect emissions (Scope 2) - Location based approach	Numeric	Not Disclosed	Tons CO2 equivalent (tCO2e)	No Selection		Draft	Comments
C-E2	C-E2-2	Scope 2 emissions - GHG intensity of Scope 2 emissions - Location based approach	Numeric	Not Disclosed	Tons CO2 equivalent (tCO2e) / Net revenue in million euros	No Selection		Draft	Comments
C-E2	C-E2-3	Scope 2 emissions - Total amount of indirect emissions (Scope 2) - Market based approach	Numeric	Not Disclosed	Tons CO2 equivalent (tCO2e)	No Selection		Draft	Comments
C-E2	C-E2-4	Scope 2 emissions - GHG intensity of Scope 2 emissions - Market based approach	Numeric	Not Disclosed	Tons CO2 equivalent (tCO2e) / Net revenue in million euros	No Selection		Draft	Comments
C-E3	C-E3-1	Energy consumption and production - Total amount of energy consumed within the organisation	Numeric	Not Disclosed	Megawatt hour (MWh)	No Selection		Draft	Comments
C-E3	C-E3-2	Energy consumption and production - Percentage of electricity consumed	Numeric	Not Disclosed	Percentage (%)	No Selection		Draft	Comments
C-E3	C-E3-3	Energy consumption and production - Percentage of renewable energy consumed	Numeric	Not Disclosed	Percentage (%)	No Selection		Draft	Comments
C-E3	C-E3-4	Energy consumption and production - Total amount of energy produced	Numeric	Not Disclosed	Megawatt hour (MWh)	No Selection		Draft	Comments
C-E3	C-E3-5	Energy consumption and production - Percentage of renewable energy produced	Numeric	Not Disclosed	Percentage (%)	No Selection		Draft	Comments



# ATHEX ESG Data Portal - Service



DEMO AE Health Care


## Scores and Benchmarking

On this page, you can view the detailed results, performance indicators, and data for each of your submissions. Navigate through the different data categories to see performance indicators related to your emissions and the data you have entered.

RY2022 26952 \*This analysis and the information herein may not be reproduced or disseminated in whole or in part

### ESG Transparency Score

Overall



[View History](#)

Rank-All



32 / 96

ESG Pillars

#### Environmental Transparency Score



Rank-All

39 / 96

Rank-Sector

3 / 3

[View History](#)

#### Social Transparency Score



Rank-All

40 / 96

Rank-Sector

3 / 3

[View History](#)

#### Governance Transparency Score



Rank-All

36 / 96

Rank-Sector

2 / 3

[View History](#)


Data

Environmental Social Governance

ID2022	2022 Sub-ID	Metric	Value	Unit	Universe - Metric Disclosed by	Sector - Metric Disclosed by
C-E1	C-E1-1	Scope 1 emissions - Total amount of direct emissions (Scope 1)		Tons CO2 equivalent (tCO2e)	72	67
C-E1	C-E1-2	Scope 1 emissions - GHG intensity of Scope 1 emissions		Ratio	67	67
C-E2	C-E2-1	Scope 2 emissions - Total amount of indirect emissions (Scope 2)	2312.00	Tons CO2 equivalent (tCO2e)	72	100
C-E2	C-E2-2	Scope 2 emissions - GHG intensity of Scope 2 emissions	3.00	Ratio	67	100
C-E3	C-E3-1	Energy consumption and production - Total amount of energy consumed within the organisation	123.00	Megawatt hour (MWh)	72	100



# ATHEX ESG Index





# ATHEX ESG Index



## Index Characteristics

Index Name (GR)	Index Name (EN)	Symbol (GR)	Symbol (EN)	ISIN Code	CFI Code	FISN Code
Δείκτης ATHEX ESG	ATHEX ESG Index	ATHEX_ESG	ATHEX_ESG	GRI99158A008	TIEFPX	ATHEX/ESG IDX GR

- ✓ # of Constituents: 60
- ✓ Index Type: Market Cap weighted
- ✓ Starting Price: 1,000 units
- ✓ Price 15/05/2025: 2,080 units
- ✓ Start of Calculation: 02/08/2021
- ✓ Review: Semi annually (May, November)

## Eligibility Criteria


- ✓ Companies listed on ATHEX Main Market
- ✓ Minimum free float > 15%
- ✓ ESG Transparency Score  $\geq$  30%

## Selection Process

- ✓ The top 60 companies in terms of ESG Score are included in the index



# ATHEX Bonds GREENet



**ATHEX  
BONDS GREENet**  
*Athens Stock Exchange*

---



# ATHEX Bonds GREENet



On **ATHEX BONDS GREENet** are displayed  
**Green, Social, Sustainable** and  
**Sustainability-Linked Bonds** listed/admitted  
to trading on the ATHEX markets

## Advantages of Display on **ATHEX Bonds GREENet**

Issuers of ESG Bonds demonstrate to the investment community both the ESG principles / framework that govern their issuance and the compliance to those principles during the lifetime of the bonds

Investors have access to centralized and easily comparable information related to the investable ESG instruments on ATHEX and the issuers' ESG actions

## Inclusion on **ATHEX Bonds GREENet**

Terms and Conditions:

- **Publication of an announcement by the issuer** with the basic characteristics of the bond, as well as the commitments undertaken by the issuer in accordance with the internationally recognized principles/standards
- **External assurance** at the Pre and Post Issuance stage of the bond
- **Provision** of periodic and ad-hoc **ESG information**



**For additional information  
please contact:**

**Listings Division**

(+30) 210 336 6291

[AthexListings@athexgroup.gr](mailto:AthexListings@athexgroup.gr)

[ESG@athexgroup.gr](mailto:ESG@athexgroup.gr)

[www.athexgroup.gr](http://www.athexgroup.gr)

