

Europe Facing Critical Energy Choices Reference Türkiye

GOKHAN YARDIM

ADG ANADOLU NATURAL GAS CONSULTANCY AND TRADE LTD.

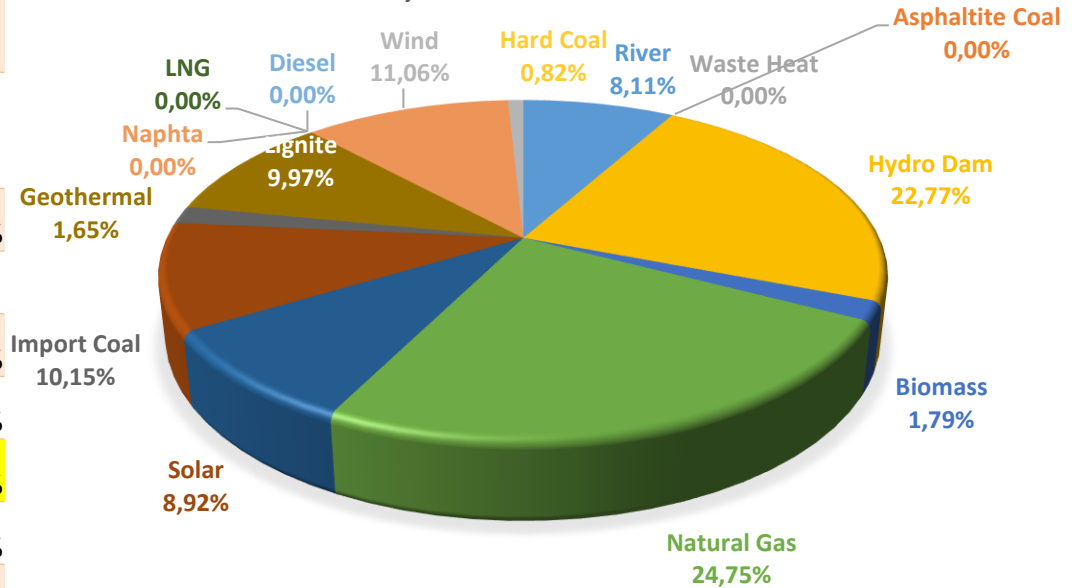
E MAIL: g.yardim@adgltd.com.tr
gokhanym@gmail.com

Tel: +90 532 2150071

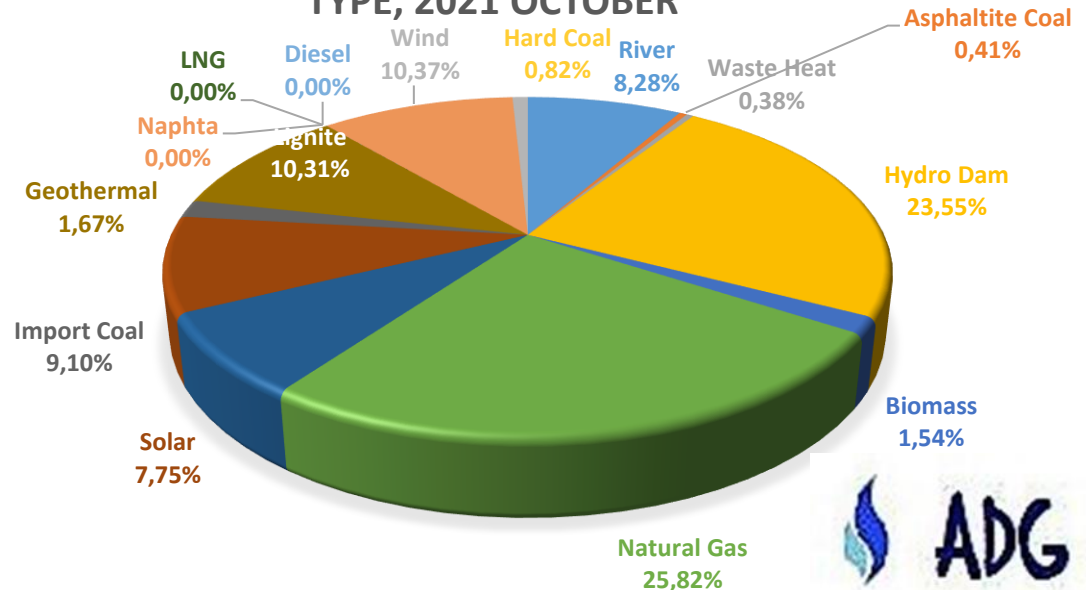


INSTALLED CAPACITY ACCORDING TO RESOURCE TYPE			
RESOURCE TYPE	2022/10, MW	2021/10, MW	CHANGE, %
River	8.293,0	8.189,4	1,27%
Asphaltite Coal	405,0	405,0	
Waste Heat	391,8	373,6	4,87%
Hydro Dam	23.275,2	23.279,0	-0,02%
Biomass	1.827,2	1.524,2	19,88%
Natural Gas	25.304,3	25.531,0	-0,89%
Fuel-Oil	251,9	251,9	
Solar	9.120,4	7.658,6	19,09%
Import Coal	10.373,8	8.993,8	15,34%
Geothermal	1.686,3	1.651,2	2,13%
Lignite	10.191,5	10.191,9	
LNG	2,0	2,0	
Diesel	1,0	1,0	
Naphta	4,7	4,7	
Wind	11.306,8	10.252,8	10,28%
Hard Coal	840,8	810,8	3,70%
TOTAL	103.275,0	99.050,3	4,27%

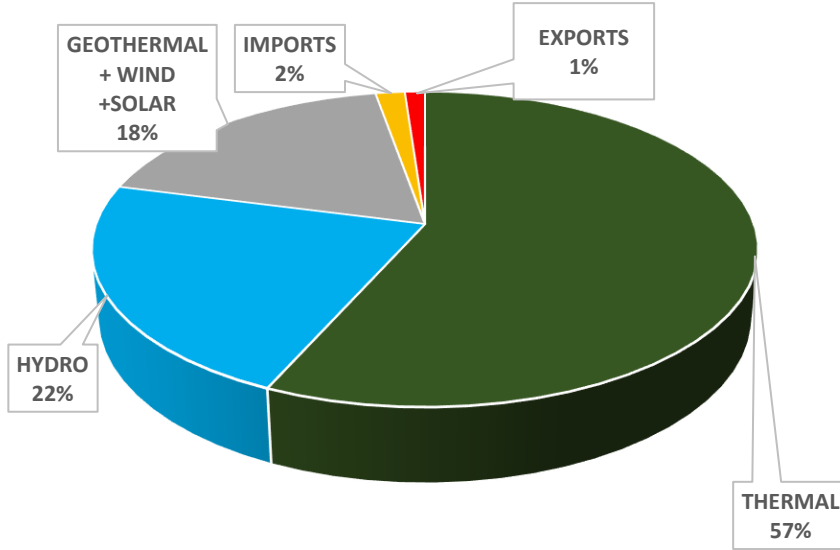
INSTALLED CAPACITY ACCORDING TO RESOURCE TYPE, 2022 OCTOBER



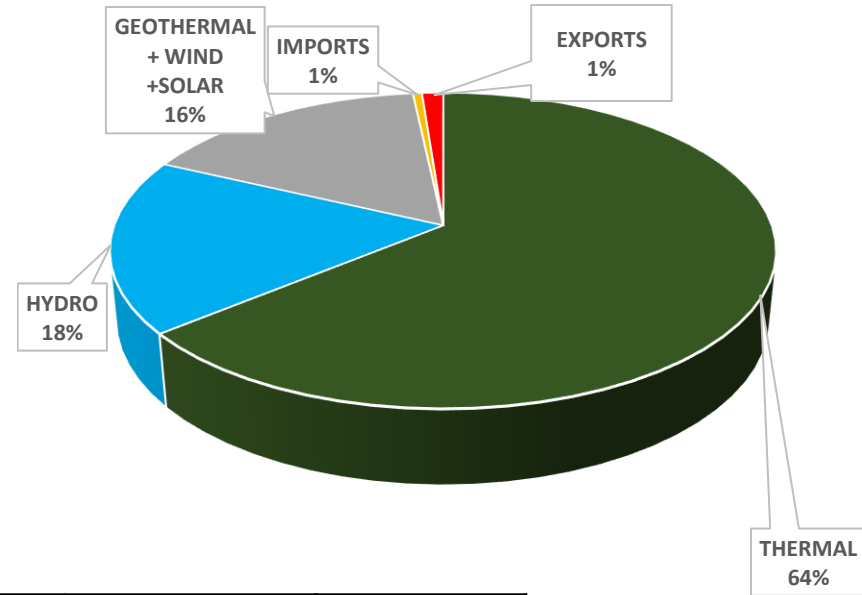
INSTALLED CAPACITY ACCORDING TO RESOURCE TYPE, 2021 OCTOBER



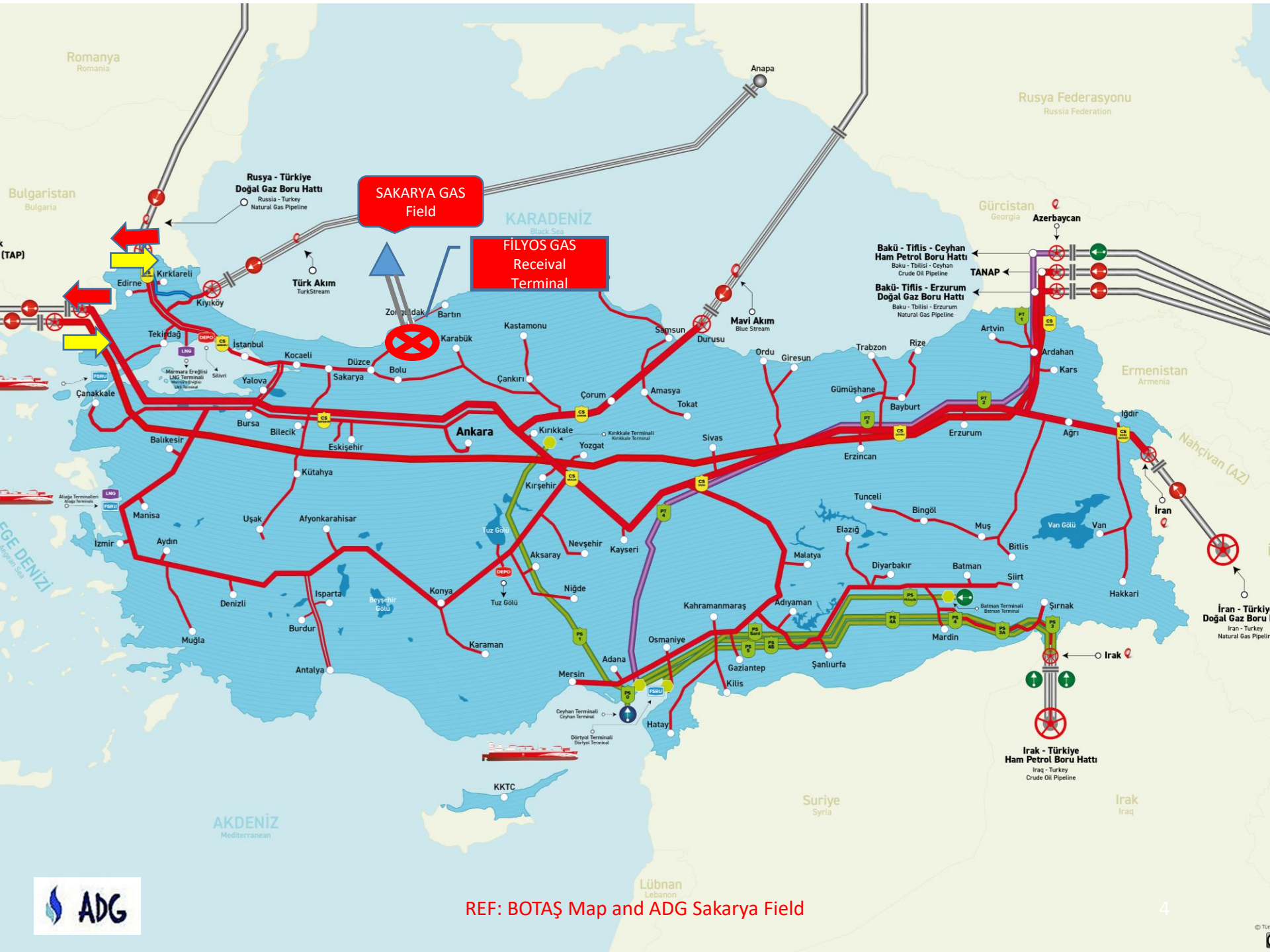
**TÜRKİYE'S GROSS ELECTRICITY
GENERATION BY PRIMARY ENERGY
RESOURCES 2022/10**
251.049 GWh



**TÜRKİYE'S GROSS ELECTRICITY
GENERATION BY PRIMARY ENERGY
RESOURCES 2021/10**
249.936 GWh



GROSS GENERATION	249.721,0	251.713,3
IMPORTS	4.248,5	1.306,6
EXPORTS	2.920,1	3.083,2
GROSS DEMAND	251.049,4	249.936,6



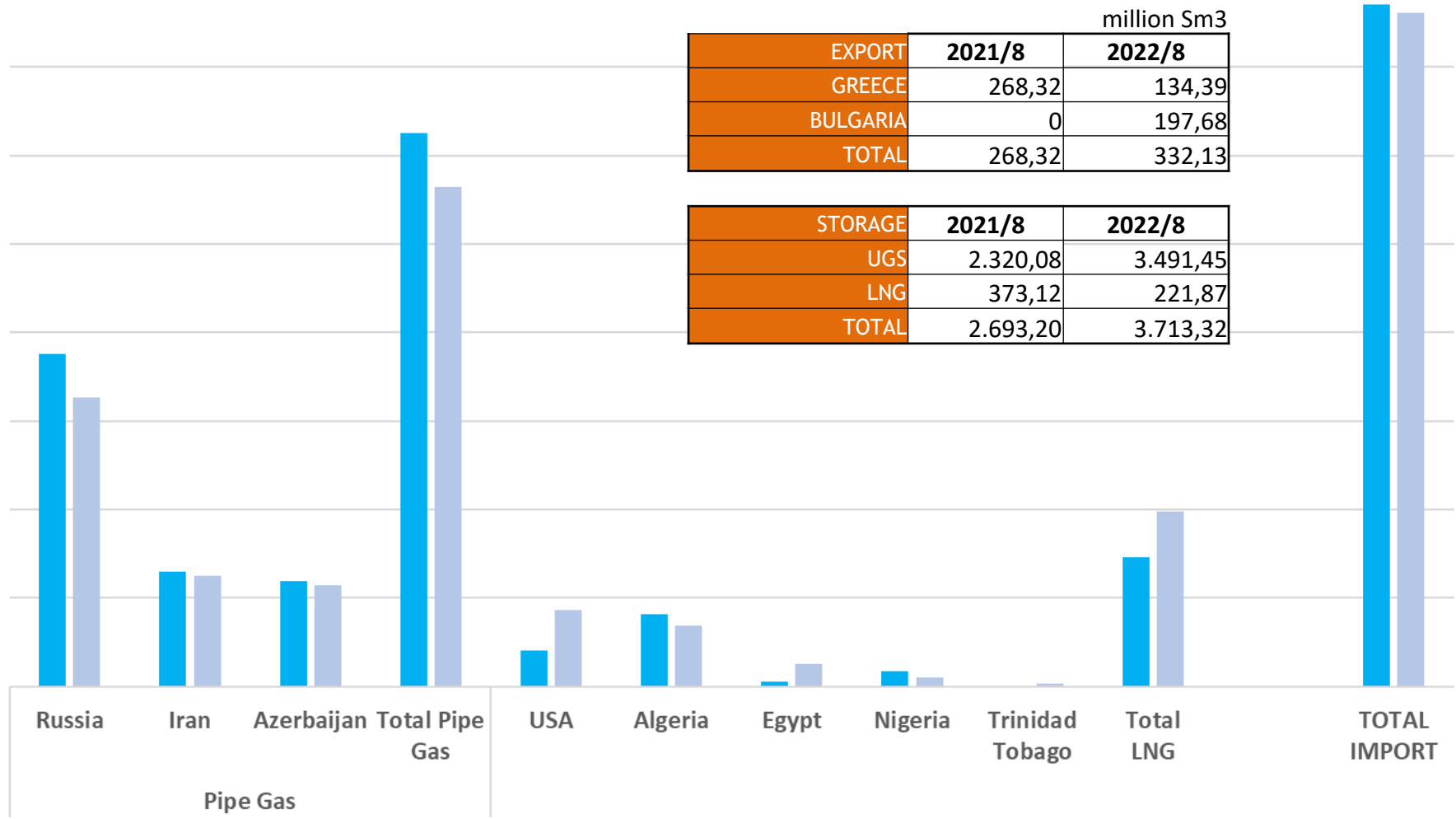
REF: BOTAŞ Map and ADG Sakarya Field

COMPARISON OF NATURAL GAS IMPORT EXPORT AND UGS OF TÜRKİYE FOR THE FIRST EIGHT MONTHS

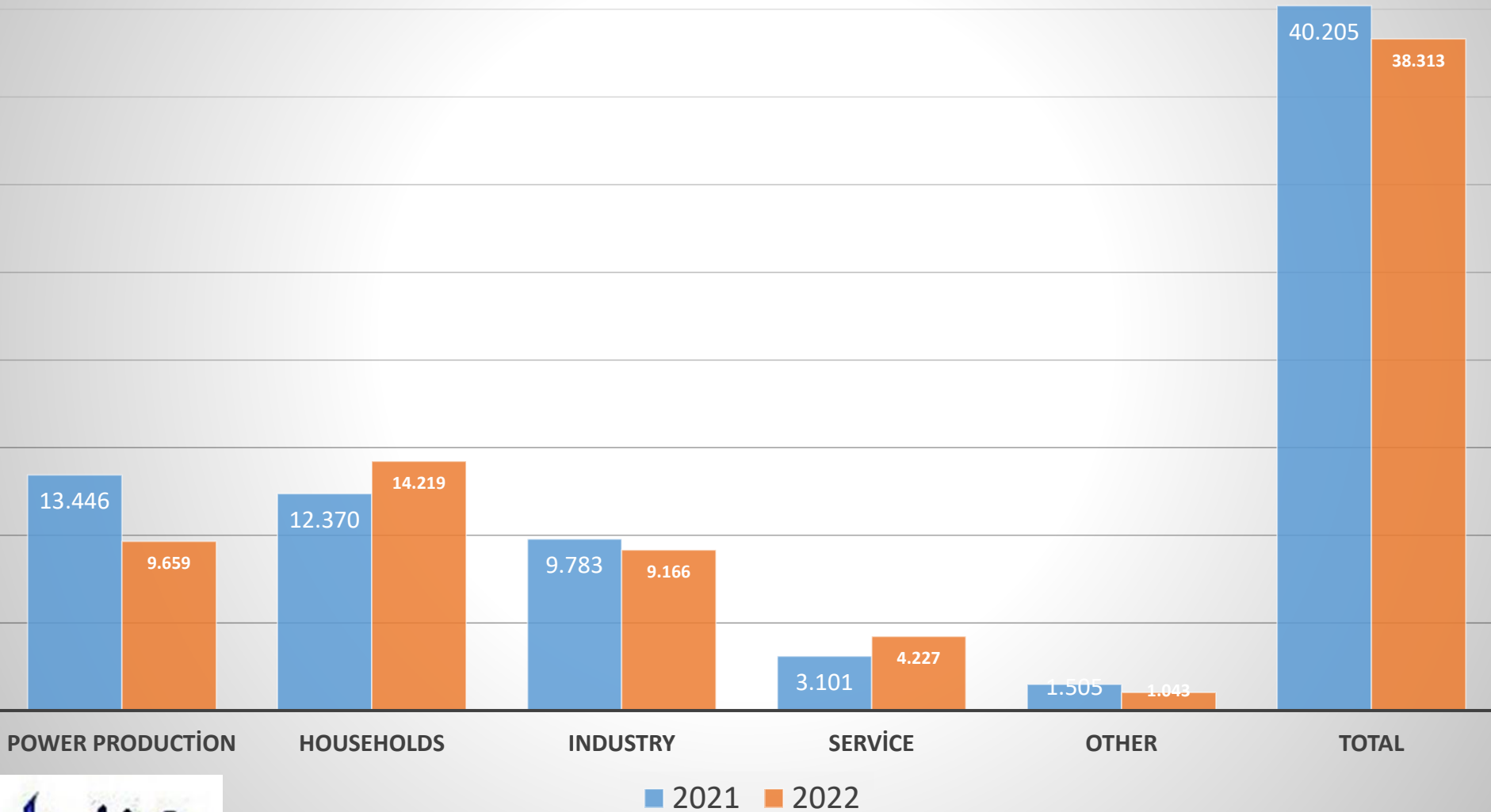
million Sm3

EXPORT	2021/8	2022/8
GREECE	268,32	134,39
BULGARIA	0	197,68
TOTAL	268,32	332,13

STORAGE	2021/8	2022/8
UGS	2.320,08	3.491,45
LNG	373,12	221,87
TOTAL	2.693,20	3.713,32



Gas Consumption by Sectors



Turkiye aims to contribute to regional and global energy security and to become a regional trade center in energy.

1. TANAP – TAP in operation since 31.12.2020

TOTAL QUANTITY TAP KIPOI 1/1/2021 20/11/2021 **8.209** million m3

TOTAL QUANTITY TAP KIPOI 1/1/2022 20/11/2022 **11.756** million m3

2. Turkish Stream in operation since 01.01.2020 -01.06.2022

TOTAL QUANTITY TS STRANDZA 1/1/2021 20/11/2021 **11.814** million m3

TOTAL QUANTITY TS STRANDZA 1/1/2022 20/11/2022 **11.681** million m3

Thank you for your listening.

Gökhan YARDIM

ADG Anadolu Natural Gas Trade and Consultancy Ltd

g.yardim@adg ltd.com.tr

gokhanym@gmail.com

+905322150071

