


# Montenegro Report





## **Installed production capacities**

- Display of installed power by production facilities
- The percentage share of RES in the total production capacity

## **Realized production for 2022**

- Display of realized production by production facilities
- The percentage share of RES in the total realized production

## **Realized consumption for 2022**

- Display of realized consumption by direct consumers

## **Solar capacities in Montenegro**

- Information about installed solar capacities and their summer needs

## **Connecting new sources of electricity to the transmission network**

- Data on the planned connections of production facilities

## **Montenegro-Italy HVDC cable**

- An insight into the achieved exchange of electrical energy by interconnecting transmission lines


## **Congestion revenue**

- Information on realized income from capacity allocation

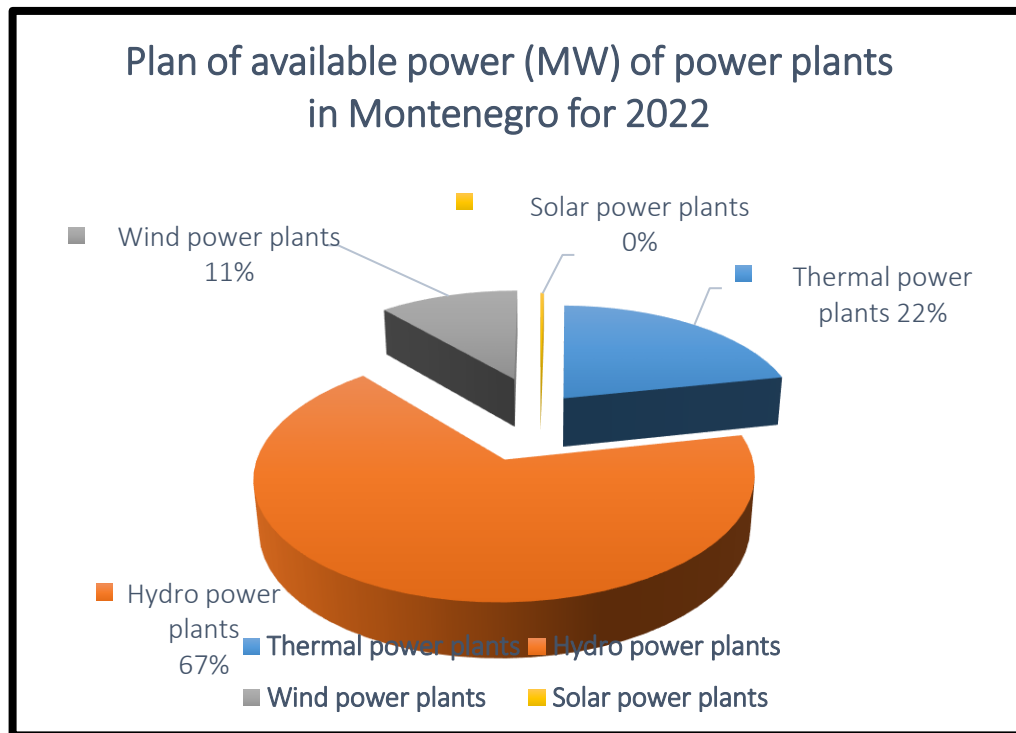
## **Montenegrin Power Exchange**

- Information on the operation of the Montenegrin Power Exchange

# Installed generation capacity



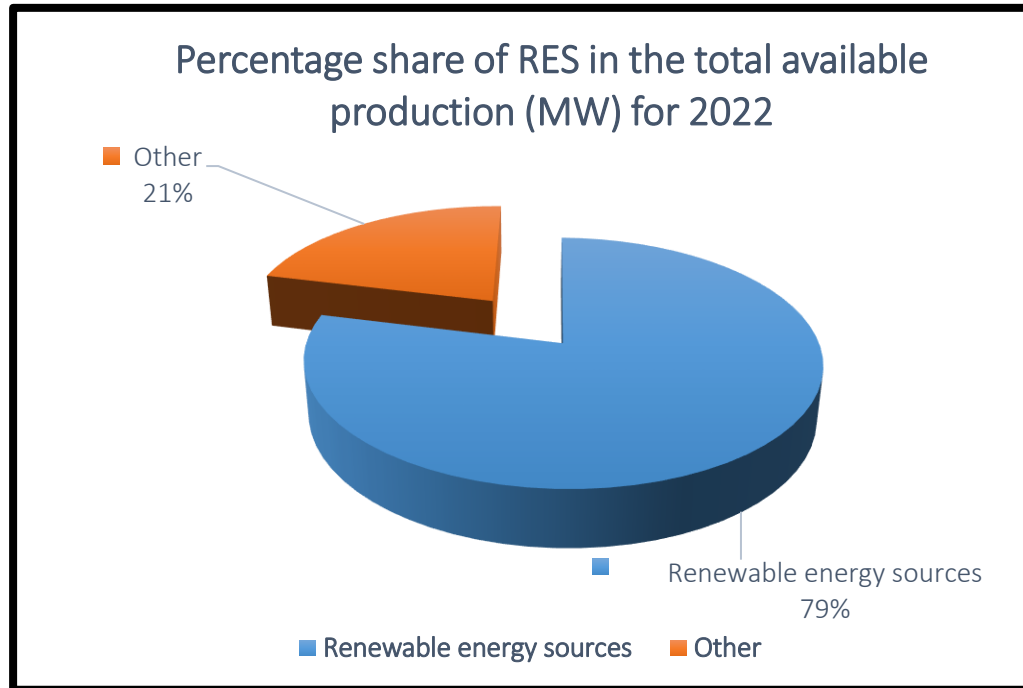
- The installed power of all power plants in operation in Montenegro (2022) **1049.71 MW**:
  - *TPP Pljevlja 225 MW,*
  - *HPP Piva 342 MW,*
  - *HPP Perućica 307 MW,*
  - *Wind power plants 118 MW,*
  - *SHPPs 55,14 MW,*
  - *SPPs 3 MW.*




# Installed generation capacity - RES



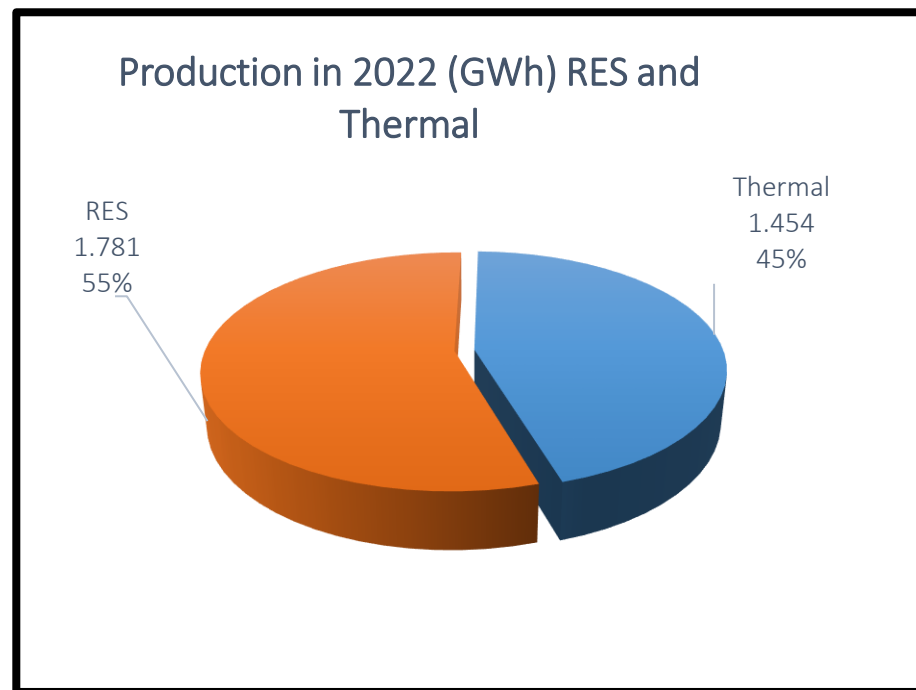
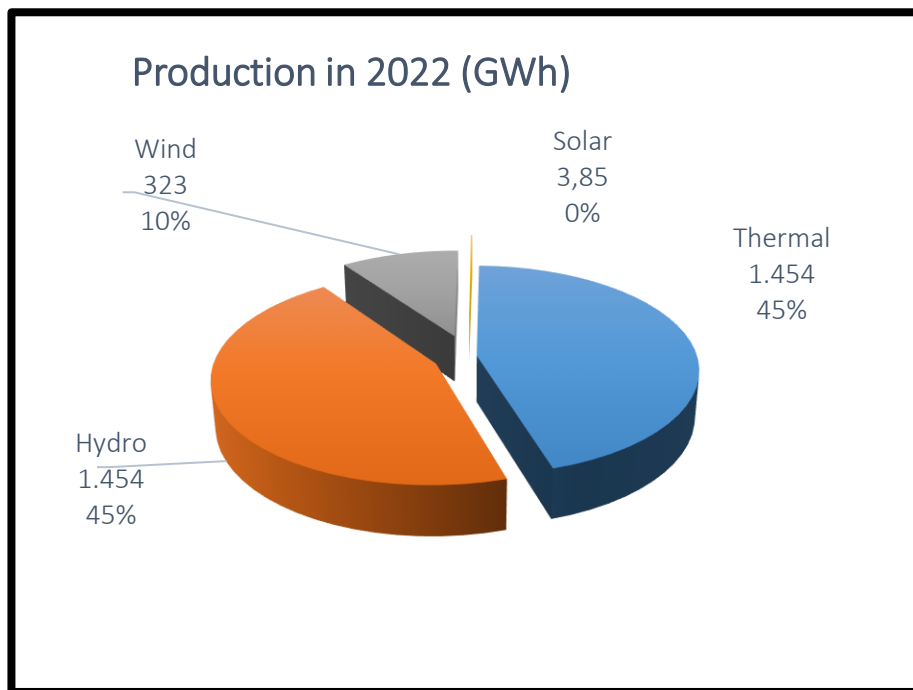
- RES: 79% of the total installed production capacity




# Electricity production in 2022



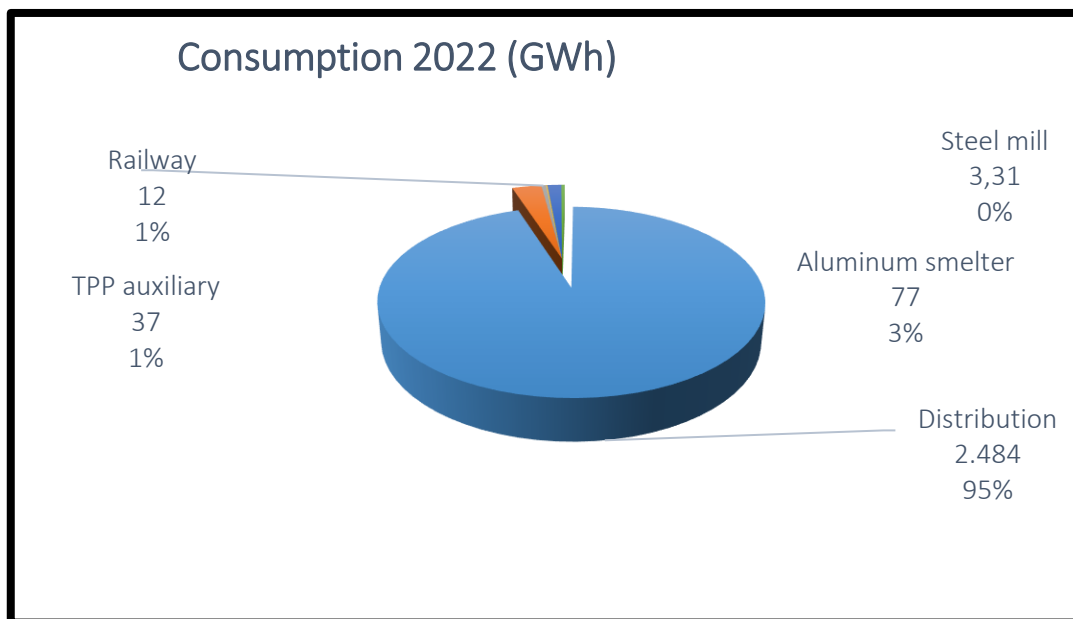
- The total realized electricity production in Montenegro (2022) - **3,235.08 GWh**



# Consumption in 2022




- The total gross consumption of electricity in Montenegro (2022) **3,099.74 GWh**
- Electricity prices were not increased





- The first solar power plant received the status of a privileged producer in 2018
- Incentive prices range from 10,800 to 12,048 c€/kWh
- At the end of 2022, seven solar power plants are in operation in Montenegro
- The total share in production is 3.85GWh or 0.12%
- EPCG – national energy company
  - Solar power plants on roofs, state incentive, simple procedure

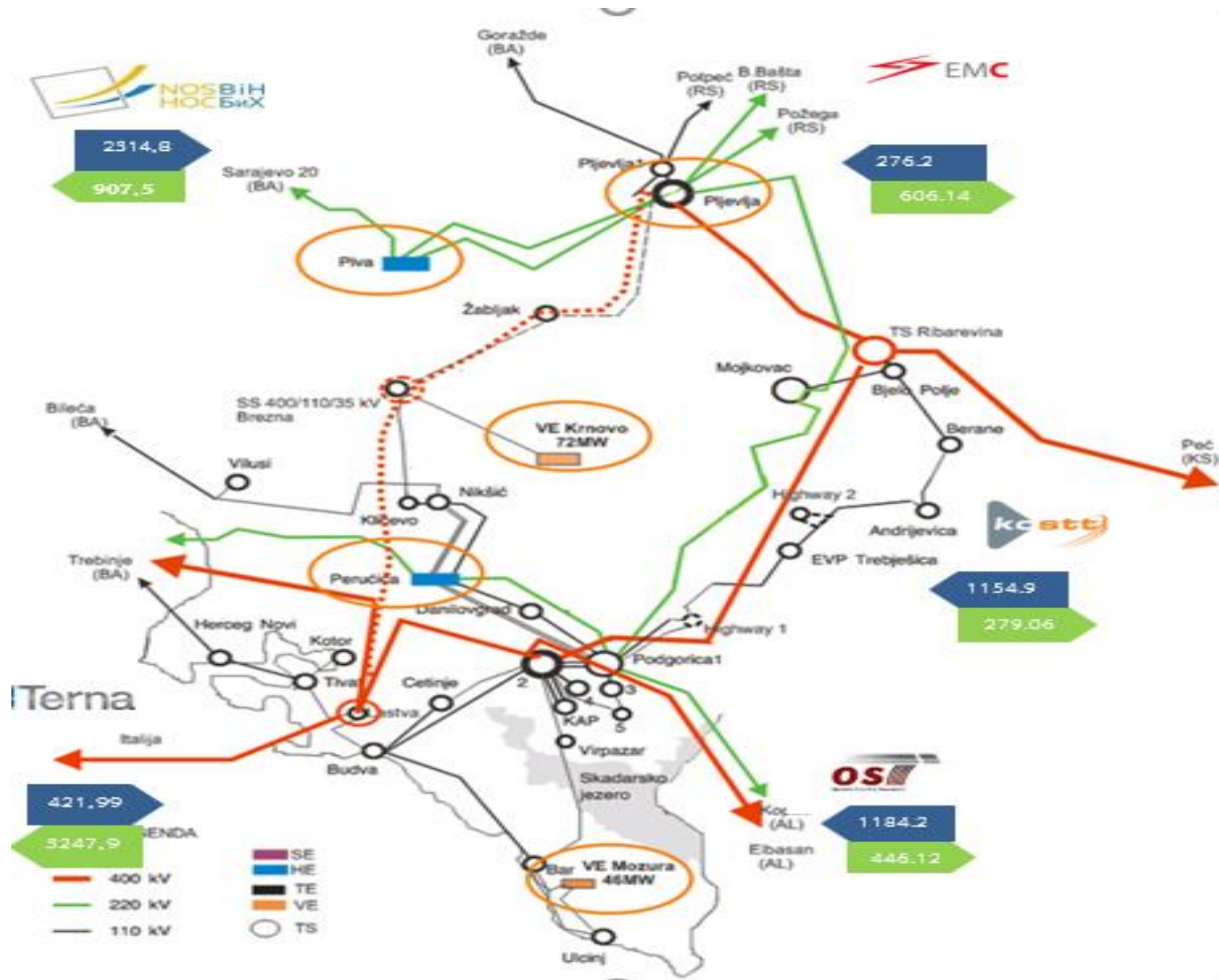
# Request for connection of new generation to transmission system



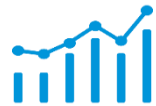
- CGES received 7 requests for the connection of RES (dated 2023):
  - 5 SPP, total power 1217MW
  - 1 WPP, power 120MW
  - 1 new generator in HPP Perućica, power 58MW



# Exchange of electricity



# Exchange of electricity



- The exchange of electricity by HVDC Monita:

IT-ME (GWh)	JAN	FEB	MAR	APR	MAY	JUN	JULY	AUG	SEP	OCT	NOV	DEC	SUM
<b>2022</b>	78.614	70.648	7.363	0.612	0	0.589	10.458	20.812	8.329	89.983	112.724	21.858	421.991
<b>2021</b>	10.14	0.00	1.47	5.29	3.68	11.20	11.68	48.61	1.05	25.76	54.47	16.10	189.45
<b>2020</b>	212.10	125.58	17.64	140.45	167.28	165.85	41.14	40.15	20.02	8.88	47.56	62.29	1,048.93
<b>2019</b>	0.00	0.00	0.00	0.00	0.83	8.23	6.49	0.04	0.99	11.25	0.61	6.54	34.97

ME-IT (GWh)	JAN	FEB	MAR	APR	MAY	JUN	JULY	AUG	SEP	OCT	NOV	DEC	SUM
<b>2022</b>	221.985	179.778	282.648	394.841	387.893	271.546	302.343	328.786	278.972	118.174	189.143	291.796	3,247,906
<b>2021</b>	306.28	358.99	374.41	344.16	380.85	210.06	200.54	180.69	239.56	262.30	177.52	317.39	3,353.93
<b>2020</b>	25.42	57.44	177.03	76.49	65.02	70.47	194.25	237.15	223.68	191.35	225.29	92.25	1,635.85
<b>2019</b>	0.00	0.00	0.00	0.00	0.76	2.93	3.62	0.49	1.38	13.99	0.59	13.46	37.22

# Congestion management income



Revenues from congestion constantly growing

Income from annual, monthly and daily auctions (2022)

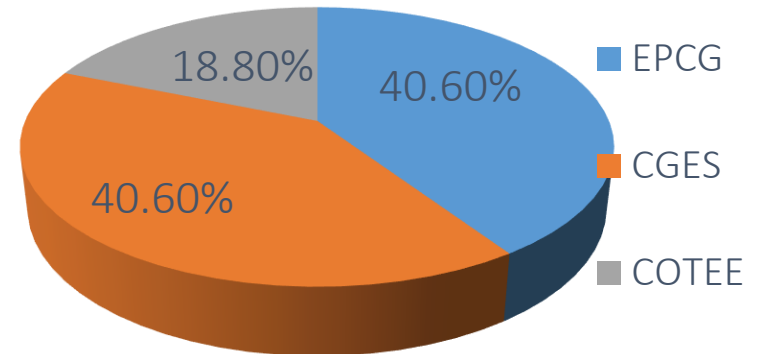
Participants	72	AL-ME	ME-AL	BIH-ME	ME-BIH	IT-ME	ME-IT	XK-ME	ME-XK	SR-ME	ME-SR
<b>Yearly</b>	Income by border (€)	705940.2	1078710	1476892.5	369223.14	1672363.6	1743312.4	238909.09	289586.7	1621679.3	1166652.7
<b>Monthly</b>	Income by border (€)	663313.15	1219446	5537594.7	733078.77	2241168.4	8009566.5	1008326.5	685606.5	4984205.2	840195.07
<b>Daily</b>	Income by border (€)	78723.587	161894.3	850962.02	73120.239	57590.826	165641.22	104271.23	417385.3	2628902.3	503056.82
Reduction		470,329.4215 €									
<b>Total income 2022</b>		40,856,990.62 €									

# Montenegrin Power Exchange - MEPX

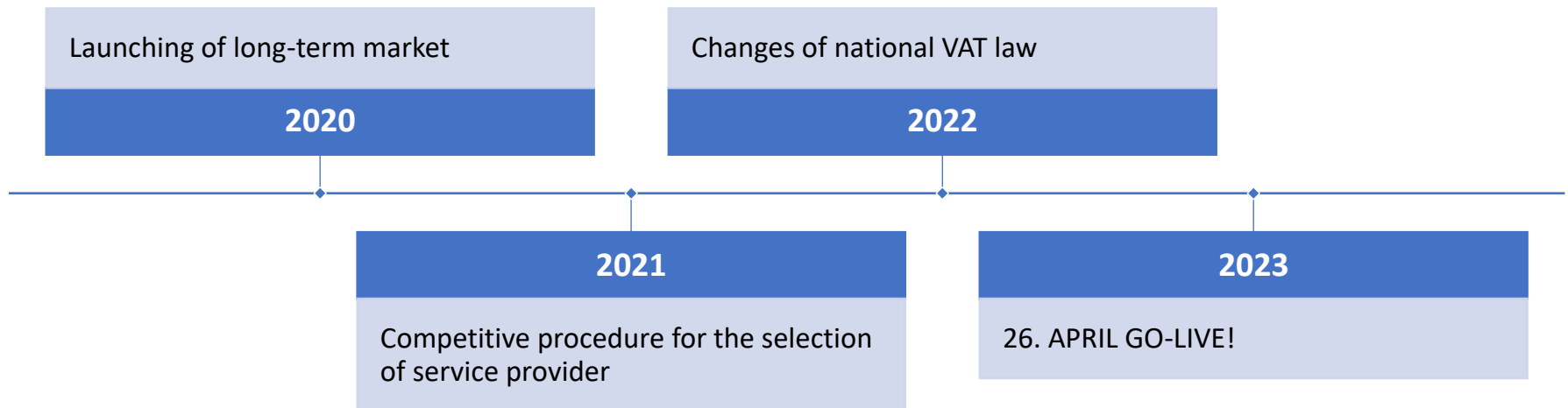


## Shareholders:

- Transmission system operator – CGES
- Market operator – COTEE
- Main producer and supplier – EPCG



## Key moments





# Thank you for your attention

[aleksandar.mijuskovic@cgcs.me](mailto:aleksandar.mijuskovic@cgcs.me)